

Name: _____

SCOUTS

THE **SCOUT** BADGE



© SCOUTS New Zealand V4 | Tuesday, 2 August 2011



SCOUTS
New Zealand

0800 **scouts**

scouts.org.nz

**ADVENTURE
PLUS!**



SCOUTS
New Zealand

0800 **scouts**

scouts.org.nz

Before you are invested as a Scout you will need to complete the requirements for your Scout badge.



**This introduces you to Scouting.
Work with your Patrol Leader to complete all of the following and earn your badge:**

Requirement	Date
Describe the life of Lord Robert Baden-Powell of Gilwell and explain why he is important to Scouting	
Show a knowledge and understanding of the Scout law and promise	
Make the Scout Sign and salute correctly	
Demonstrate the Scout handshake and know the story behind it	
Describe the composition of the New Zealand flag (ensign)	
Explain what happens during the flag ceremony at the start and end of the evening	
Take part in a troop or patrol activity	
Prepare a personal first aid kit	

My Scout leaders:

1: _____ PH _____ e: _____

2: _____ PH _____ e: _____

3: _____ PH _____ e: _____

My Patrol Leader _____ PH _____ e: _____

My patrol members:

1 _____ PH _____ e: _____

2 _____ PH _____ e: _____

3 _____ PH _____ e: _____

4 _____ PH _____ e: _____

5 _____ PH _____ e: _____

Group Leader _____ PH _____ e: _____

Kea Leader _____ PH _____ e: _____

Cub Leader _____ PH _____ e: _____

Venturer Unit _____ PH _____ e: _____

Personal first aid kit

You should make your own first aid kit and have it ready for an emergency. Your kit should be lightweight, compact and in a waterproof container. It should be easy to get at when you require it.

Suggested items are:	TICK
Crepe bandage (100 mm)	
Pain relief (e.g. Paracetamol)	
Triangular bandage cloth (sterile)	
Antihistamine tablets (3–6)	
Plastic strip dressing (6–10 bandaids)	
Sunscreen	
Large dressing strip	
Lip balm	
Non-adherent sterile dressings (2 or 3 of various sizes)	
Disposable CPR face shield	
Gauze dressings (2 or 3)	
Burn gel sachet	
Non-alcohol wipes	
Sticking tape (1 roll)	
Notebook or paper	
Pencil	
Safety pins	
Insect repellent	
Scissors	
Personal medication	
Disposable gloves	
Saline	
Card With your name, address, and telephone number and ICE contacts List anything you may be allergic to, and any medicines you may take	


The development of Scouting

The Scout Movement was founded by Robert Stephenson Smyth Baden-Powell, or BP as we call him.

BP was born in London, England on February 22, 1857. His father died when he was only three years old.

As a school pupil he was very good at acting, singing, orchestra, sports, and art. He was particularly very good at drawing and could draw equally well with either right or left hand.

During School holidays, BP and his older brothers enjoyed travelling far and wide on camping and boating trips.



As the youngest he learnt much about the outdoors and looking after himself on these trips.



At Charterhouse School where he was a boarder he also learned how to trap animals and cook them over open fires in an area of bush nearby.

He also learned how to evade capture by his teachers, as this area was out of bounds.

After school BP joined the army as an officer in the 13 Hussars (a cavalry regiment) and was sent to India in 1876. BP proved to be an outstanding soldier and served in India, Afghanistan, South Africa and several other countries.

In 1897 BP was given command of his own regiment, the 5th Dragoon Guards. He introduced new training methods to make life more interesting for the men in the regiment and presented a badge to those that successfully completed the course. The badge was in the form of an arrowhead: the north point of the compass. We use a version of it today as a symbol of our Scout Movement.

BP wrote a book about his training methods called, "Aids to Scouting". In 1889 BP was posted to South Africa to fight in the Boer War. He was in the town of Mafeking with 1,000 men when it was surrounded by 9,000 Boers.

BP used all sorts of tricks to defend the town for seven months until help came. Some of his tricks were using candles and biscuit tins as search lights which he moved from place to place to make the Boers think there were many searchlights guarding the town. He also made grenades from old tin cans, put up imaginary barbed wire and buried dummy mines. He also used the young boys of the



Flag break

Some troops have a special flag ceremony but generally follow this format.

Troop members are asked to fall in and form a horseshoe facing the flag and standing at ease: feet shoulder width apart, hands clasped behind the back, (any leaders present stand on either side of the flag).

The troop is brought to the alert: feet together, hands by your sides, and all those not directly facing the flag (the leaders for example) should do so at this point.

Just as with the Scout Promise, *duty to my God, the Queen and my country* – a prayer is said, then the flag is 'broken' by a Scout (briefed beforehand) who walks up to the flag and pulls on the halyard or 'breaking' rope to 'break' or let the flag unfold.

Once it has unfolded, the troop salutes in time with the Scout. The Scout then returns to his or her patrol and the troop is stood 'at ease'.

Flag down

Flag down ceremony is undertaken in a similar way: the troop is assembled again in the horseshoe shape and brought to the 'alert'.

Often, troops will sing 'Taps' as the flag is lowered instead of a final prayer:

Day is done, gone the sun,
From the sea, from the hills,
From the sky, all is well,
Safely rest, God is nigh.


A Scout walks to the flag, unties the rope holding it in position and lowers the flag slowly, ensuring that it does not touch the ground, which is considered disrespectful.

The Scout then stands back, still facing the flag, and at the alert for a few seconds. No salute is given at this time.

He or she then returns to their Patrol before the Troop is dismissed.

The New Zealand flag

The New Zealand flag is a blue flag with the Union flag in the top inner corner. It also has four stars in red outlined in white which represents the stars of the Southern Cross.




The New Zealand ensign was adopted by the New Zealand Parliament in 1901 and gained the Royal Assent to its adoption in 1902.


The Union flag is the national flag of the United Kingdom. It is made up of the old national flags of the three former kingdoms, England, Scotland and Ireland.



In 1603 King James VI of Scotland became King James I of England and the flags of England and Scotland were combined. In 1801 the flag of Ireland was added to the other two, which then became the Union flag.



England



Ireland



Scotland

town to carry messages to the men fighting. When Mafeking was rescued BP found himself a national hero and at 43 was promoted to Major-General: the youngest Major-General in the British Army.

BP was surprised on returning to England to find his book 'Aids to Scouting' was being read by many people and was being used in schools. He thought that his ideas might be useful to youth organisations and began rewriting it for boys.



To test his ideas he held a camp on Brownsea Island for 20 boys from different backgrounds. The boys were placed in four groups or Patrols and learned about camping, hiking, stalking, boating and many other things.

The camp was a great success and BP went on to write his book, "Scouting for Boys".

When the book appeared, patrols of Scouts formed of their own accord all over Britain and soon around the World. King Edward VII influenced BP into leaving the army and

working full time to organise the Scout Movement in 1909.

At that time he was knighted and became Sir Robert Baden-Powell.



Copies of 'Scouting for Boys' had already reached New Zealand and patrols of Scouts were beginning to be formed. The first patrol to be officially part of the Scout Movement in New Zealand was formed in early 1908 in Kaiapoi by Mr T Mallasch. It consisted of four boys plus the Scout Leader, Mr Mallasch. The patrol was officially sworn in by Major Cossgrove on July 3, 1908. By 1909, there were 500 troops registered in New Zealand.



The first Scout Jamboree was held in London in 1920. Scouts from around the world proclaimed BP "Chief Scout of the World."

In 1929 BP received a peerage for his work for Scouting. He took the title Lord Baden-Powell of Gilwell, which was taken from Gilwell Park, the international Scout training centre near London.

In 1938, suffering from ill-health, B-P returned to Africa, which had meant so much in his life, to live in semi-retirement in Nyeri, Kenya. On January 8, 1941, BP died at the age of 83.

He is buried in a simple grave at Nyeri within sight of Mt Kenya. On his headstone are the words, 'Robert Baden-Powell, Chief Scout of the World'.

Today his life is celebrated every year by Scouts around the world on Founder's Day, the 22nd February.



- 1857 Robert Stevenson Smyth Baden-Powell was born on February 22 in Paddington, London, England.
- 1907 Baden-Powell's experimental camp at Brownsea Island, England August 1st-9th.
- 1908 "Scouting For Boys" written.
Boy Scout Office opened.
First Scout camp in New Zealand held at Woodend.
- 1909 Sea Scouting started
- 1916 Cub Section started
- 1920 First World Jamboree, Olympia, London. Baden-Powell acclaimed "Chief Scout of the World"
- 1926 First New Zealand Jamboree held in Dunedin
- 1929 Baden-Powell given peerage; takes title Lord Baden-Powell of Gilwell
- 1941 Lord Baden-Powell died on January 8th.
He was buried in Nyeri, Kenya.
Air Scouts started.
- 1963 Venturer section started in New Zealand
- 1979 Kea Section started in New Zealand.
Girls admitted to Venturers in New Zealand
- 1987 Girls admitted to Scout section in New Zealand
- 1989 Girls admitted to Kea and Cub sections in New Zealand
- 2007 World centenary of Scouting
- 2008 New Zealand centenary of Scouting

KEA

The Scout family is made up of:

Keas

CUB

Cubs

SCOUT

Scouts

VENTURER

Venturers

ROVER

Rovers

LEADER

Adult leaders and parent supporters

The Group Leader is the head of the group to which all these Scouts belong. Each Scout group is part of SCOUTS New Zealand (our National Body), which in turn is part of World Scouting.

Can you fill in the blanks?

I belong to the _____ troop

which is part of the _____ group.

Our national body is called _____

Our meeting night is _____

from _____ to _____.



BP is the Founder of Scouting. What is his full name?	TICK
Lord Bathing Towel	<input type="checkbox"/>
Baden-Powell	<input type="checkbox"/>
Robert Stephenson Smyth Baden-Powell, Lord of Gilwell	<input type="checkbox"/>

BP was born in (where and when)
London, February 23, 1957
Mafeking, February 22, 1897
London, England, February 22, 1857

BP wrote a book about his army training methods, called?
Scouting for Army Cadets
Aids to Scouting
How to make grenades from old tin cans

What strategies did BP use during the seven month seige?
BP used boys as messengers on donkeys and bicycles
BP used tricks to make them think there was a much larger army than ther actually was
BP used grenades made from old tin cans, as well as imaginary barbed wire and dummy mines
BP used all of the above methods to fool the Boer

Where was the first Scout camp?
Brownsea Island
Rangitoto
Madagascar

What was BP's second book called? TICK

The Jungle Book	
The Useful Knots Book	
Scouting for Boys	

Where and when was the first Jamboree held?

London, 1920	
Mystery Creek 1921	
Edinburgh, 1925	

Scouts traditionally celebrate BP's birthday as?

Chief Scout Day	
BP Day	
Founder's Day	

BP died on January 8, 1941 and is buried (where)?

London, England	
Gilwell Park	
Nyeri, Kenya	

COMPLETE THIS QUIZ!



When your parents or other adults shake hands to greet someone, they normally use their right hands. However, members of the Scout movement have a special left-handed handshake.

In Africa, warriors once fought with spears, and carried shields in their left hands. If a warrior met a friend, however, he would not need his shield for protection, and would have his left hand free.

So if a man held out his left hand, it showed that he trusted you and wanted to be friendly.

Lord Baden-Powell once met an African chief who held out his left hand in greeting, showing that he wanted to be friendly.

This impressed Baden-Powell and he chose this special handshake for all Scouts. It shows trust, courage and friendship, and is a symbol of our membership of the Scouting family



The Scout sign



When you make your Scout promise, you make the Scout sign. This is like the salute, except that your hand is only about shoulder height.

The Scout Sign reminds you that it is the promise which makes you a Scout. It is important to keep the promise so that it grows with you and becomes part of your life.

You also make the Scout sign when you hear someone else making their promise.

The Scout promise

On my honour, I promise

To do my best

To do my duty to my God

To the Queen and my country

To help other people

And live by the Scout Law

Find all the words in the Scout promise

H O N O U R T G O D
C T O L A W O P F O
O B P F M N T R M Y
U A E R Y I T O B W
N T O A N D O M Y N
T S P N Q O M I E T
R C L D X U Y S N O
Y O E V C Q U E E N
D U P M U E I O S I
U T H Y B Y H T T M
T H E J F S T H E R
Y P L I V E B E S T
M Y P G O D D R K C

The Scout law

A Scout is loyal and trustworthy.

(to Leaders, other Scouts, Parents, everyone)

A Scout is considerate and tolerant.

(to all and everything)

A Scout is a friend to all.

(no matter the colour, creed or country)

A Scout accepts challenges with courage.

(always does his/her utmost best)

A Scout uses resources wisely.

(a thrifty Scout will go a long way)

A Scout respects the environment.

(he/she is proud of his/her country and looks after it)

A Scout has self respect and is sincere.

(and will receive respect in return)

The Scout motto



The Scout salute

A salute is a special way of greeting a person.



Scouts and other members of the Scout family have their own salute.

On your right hand, bend your little finger over your palm and hold it down with your thumb.

Hold your other three fingers straight up and close together.

To salute, bring your fingertips up to the side of your eyebrow, with your palm facing forward.

Remember—"Up the long way, down the short way."



For Scouts, the three fingers remind you of the three parts of the Scout promise:

- To do my duty to my God, the Queen and my country,
- to help other people,
- to live by the Scout law.