

KEAS



# THE KEA BADGE

A GUIDE TO BECOMING A KEA

**ADVENTURE  
PLUS!**



**SCOUTS**<sup>®</sup>  
New Zealand

0800 **SCOUTS**

**scouts.org.nz**

# WELCOME TO THE KEA CLUB!

Before you can be invested as a Kea in this Club you will need to complete the requirements for your Kea Badge. Once you have completed all the requirements listed below you can wear your new badge with pride! The Kea Badge is designed to introduce you to the Kea Section and you should work with your Kea Leader to complete this first badge.

## KEA BADGE REQUIREMENTS

**KEA**

### I SHARE

☐

Take part in a team game with other members of your new Kea Club.

### I CARE

☐

Help your Kea Leaders tidy up after one of your Kea Club meetings.

### I DISCOVER

☐

Learn the names of your Kea Leaders and some other Keas in your Kea Club.

☐

Take part in singing the Kea Song and the Kea Yell.

☐

Learn about the Kea, New Zealand's native parrot.

### I GROW

☐

Belong to a posse and attend 4 club meetings, at least one of which should be outdoors.


## I SHARE

Koa Kea is the mascot of the Kea Section in New Zealand. Keas are the first of five Sections of SCOUTS New Zealand. Keas learn new things by taking part and asking lots of questions. What questions have you got for your Kea Leader?



"I'm Koa Kea. Colour me in and show your Kea Leader!"

# I CARE



The Scouting family in New Zealand is made up of the Sections listed here. Not every Scout Group has every Section. The Group Leader is the head of the Group. Each Scout Group is a member of a Zone. Each Zone is a member of a Region. And five Regions make up SCOUTS New Zealand!

---

## HELPING OTHERS

List or draw the tasks you have done to help tidy up your hall

---

# I DISCOVER - LEARNING NAMES

## MY KEA LEADERS

Name

Phone:

Email:

---

---

---

---

## MY FRIENDS AT KEAS

Name

Phone:

---

---

---

---

---

---

Make sure you stay in touch with your Kea Posse. This small group will help you through Keas and you will do heaps of fun activities with them!

# I DISCOVER - KEA SONG AND YELL

---

## KEA SONG

---



We are happy Kea Scouts,

We like to help you out,

We share, we care,

We discover, we grow

We have good fun where ever we go.

---

## KEA YELL

---

### KEA LEADER

Give me a K  
Give me an E  
Give me an A  
Give me a KEA

### KEA SCOUT

K, K, K!  
E, E, E!  
A, A, A!  
KEA, KEA, KEA

I'M A KEA - HOORAY

---

# THE KEA PROMISE AND MOTTO

Two of the main things you should learn now that you have joined a Kea Club are the Kea Promise and the Kea Motto. You may have noticed that this Kea Badge is in fact based on the Kea Motto!

When you are invested as a Kea you will need to recite the Kea Promise in front of your Kea Club. Your Kea Leader will ask you to repeat it after them, but remember to practice it beforehand at home with your parents.

---

## KEA PROMISE

---

### KEA PROMISE

I will try to  
share my fun  
and help others.

### TE OATI A TE KEA

Ka whakamātua ahau ki te  
Hoatu wāhi ke tāku e  
pāarekareka ana  
Ā, me te āwhina i ētahi atu.

---

## KEA MOTTO

---

### KEA MOTTO

I care,  
I share,  
I discover,  
I grow.

### TE PEPAHA A TE MATATAUA KEA

Ka hoatu wāhi ahau,  
Ka koatu tiaki,  
Ka toro haere,  
Ā, ka tipu haere ake.

# KEA WORD FIND

Can you find all the words shown below in this Kea Word find?  
Remember that some words may appear backwards, upside down  
or even diagonally!

D	C	E	S	S	O	P	B	M
H	A	M	S	H	M	Z	D	V
V	R	E	F	A	I	W	I	W
R	E	U	Y	R	P	G	S	B
P	P	O	N	E	P	G	C	U
C	X	L	X	V	Q	T	O	L
A	E	K	O	Z	C	X	V	C
P	A	R	R	O	T	V	E	Z
C	V	W	O	R	G	X	R	B

CARE

CLUB

DISCOVER

GROW

KEA

PARROT

POSSE

SHARE



# THE SCOUT SIGN AND SALUTE

## SCOUT SIGN

When you make your Kea Promise, you make the Scout sign. This is like the salute, except that your hand is only about shoulder height.

The Scout Sign reminds you that it is the promise which makes you a Kea. It is important to keep the Promise so that it grows with you and becomes part of your life.

You also make the Scout sign when you hear someone else in your Kea Club or Scout Group making their Promise.




## SCOUT SALUTE

On your right hand, bend your little finger over your palm and hold it down with your thumb. Hold your other three fingers straight up and close together. To salute, bring your fingertips up to the side of your eyebrow, with your palm facing forward.



# THE NEW ZEALAND FLAG



The New Zealand flag is a blue flag with the Union Jack in the top left corner illustrating our connection with the Commonwealth. It also has four red stars outlined in white which represents the Southern Cross and our place in the Pacific. The New Zealand ensign was adopted by the New Zealand Parliament in 1901 and gained the Royal Assent to its use in 1902.

The Union Jack (or Union Flag) is the National flag of the United Kingdom. It is a combination of the flags shown below after King James VI of Scotland became King James I of England.


## WHAT MAKES A UNION JACK?

England



St George's Flag

Ireland



St Patrick's Flag

Scotland



St Andrew's Flag

# PERSONAL CHALLENGE BADGES

## WHAT ARE THEY?

Personal Challenge Badges are special badges that you can earn at the same time as you complete your award scheme.

## HOW TO EARN THEM

To find out the requirements for each Personal Challenge Badges ask your Kea Leader.

Alternatively, have a look inside an award scheme book for full details.


## WHERE TO WEAR YOUR BADGES

Once you have completed all the tasks for each Personal Challenge Badge it will be presented to you by your Kea Leader.

Once a Personal Challenge Badge is presented you can wear it on the right hand sleeve of your uniform.



# MY UNIFORM




Wear your Kea uniform with pride. Every member of SCOUTS New Zealand wears a special uniform that gives us our identity. You even get to wear your badges on it!

If you haven't got your uniform yet make sure you talk to one of your Kea Leaders. You can also buy it from [scoutsdirect.co.nz](http://scoutsdirect.co.nz)

---

## MY SCARF

Colour in your Group Scarf. Does your scarf have a special meaning?



# I DISCOVER - THE PARROT



To survive in the harsh alpine environment Keas have become inquisitive and nomadic social birds - characteristics which help the Kea find and utilise new food sources. Their inquisitive natures often cause kea to congregate around novel objects (like shiny new cars) and their strong beaks have enormous manipulative power (they can pull off windscreen wipers!)

Keas are a protected species. This means they are carefully monitored by the Department of Conservation. The Kea grows up to be 50 cm long and although mostly vegetarian, also enjoy grubs and insects.

The Kea is related to the forest kaka and is thought to have developed its own special characteristics during the last great ice age by using its unusual powers of curiosity in its search for food in the harsh icy landscape.

Nests are usually found among boulders in high altitude forest where the birds lay between two and four eggs during the breeding season from July and January. The Kea is rated as one of the most intelligent birds in the world.

For more information go to [www.doc.govt.nz](http://www.doc.govt.nz)

## WHAT'S NEXT?

---

### AWARD SCHEME

Don't forget there are also badges to be earned from the award scheme!

---



Bronze



Silver



Gold

---

### JOIN CUBS!


---

One day you will be able to join Cub Scouts. But what are Cub Scouts?

A Cub Scout is a Boy or Girl in school years 3 to 6. They are helpful and can be trusted. They wear a different Woggle from us and earn more badges. They learn new things to help them grow and work towards becoming a Scout.

Cubs is a programme of exploration. Cub Packs offer learning programmes where children are encouraged to experience, experiment, and explore. So, join Cubs and have lots of fun when you're old enough, explore new things, make new friends, experiment, accept challenges, and experience the life of being a Cub.

This image shows a single sheet of white paper with horizontal orange ruling lines. The lines are evenly spaced and run across the width of the page. There are no margins, text, or other markings on the paper.



Find out more about your journey through Keas by getting the Kea Award Book from your Kea Leader or by going to [www.scoutsdirect.co.nz](http://www.scoutsdirect.co.nz)!



**SCOUTS**<sup>®</sup>  
New Zealand

THE KEA BADGE  
A GUIDE TO BECOMING A KEA  
[becoming\\_a\\_kea.pdf](#)  
ISBN - 0 908680 18 X  
© Scouts New Zealand V1  
Monday 12 September 2011